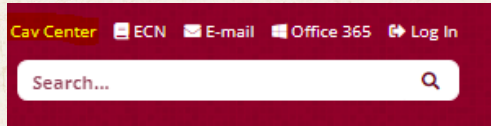


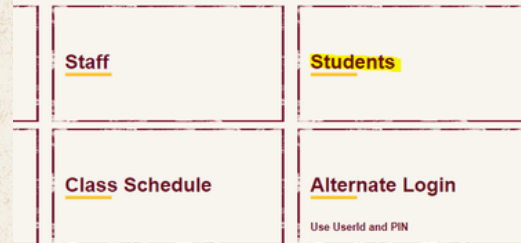
## How to Register for Classes from a Registration Plan

### 1. Log in to the MyWalsh Student Portal

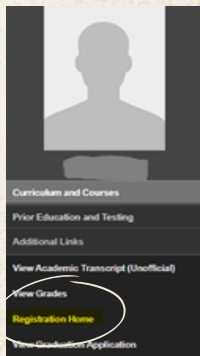
- Click on Cav Center in the top right corner
- Click on Students file



### CAVALIER CENTER

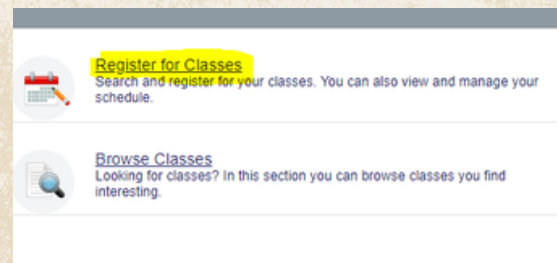


### 2. Click on **Registration Home** on your Student Profile Page



### 3. Click **Register for Classes**

- Search and register for classes
- You can view and manage your schedule on this page



### 4. Select the **Proper Term** for Registration

#### Select a Term

A screenshot of the "Select a Term" dropdown menu. It has a white background with a grey border. At the top, it says "Terms Open for Registration". Below this is a dropdown menu with "Fall 2024" selected. To the right of the dropdown is a small downward-pointing arrow. Below the dropdown is a rounded rectangular button with the word "Continue" in black text.

### 5. Select **Plans**

A screenshot of the "Register for Classes" page showing the "Plans" tab. It has a white background with a grey header. The main content area has a light blue background. At the top, it says "Register for Classes" in bold. Below this is a navigation bar with four tabs: "Find Classes", "Enter CRNs", "Plans" (which is selected and highlighted in blue), and "Schedule and Options". Below the navigation bar, it says "Register from a plan." and "Term: Fall 2024". Below that is a dropdown menu with a folder icon and the text "Plan: Plan 1 Fall 24".

# How to Register for Classes from a Registration Plan *Continued*

6. If you have multiple plans, scroll to the plan you want to register for

## Register from a plan.

Term: Fall 2024


▶  Plan: Plan 1 Fall 24










▶  Plan: Plan 2

7. Select + Add All to add courses to your summary

- Your schedule will populate in the bottom right corner of the page, under Summary

Term: Fall 2024

Plan: Plan 1 Fall 24 Created by: You (Preferred) 

Title	Details	Hours	CRN	Schedule Type	Instructor	Grade Mode	Note	Course Sections	Add
FD:T1:Global Microecon...	ECON 203, B	3	11555	Lecture (In...	Staff, TBA (Primary)	Standard Lett...			
Nutrition	NS 207, ONB	3	10689	ON-LINE ...	Soehnten, Xavier (P...	Standard Lett...			
T1:FD:DV:History of Biz...	MUS 203, B	3	11797	Lecture (In...	Staff, TBA (Primary)	Standard Lett...			
T1:FD: Principles of Psych	PSYC 120, A	3	11560	Lecture (In...	Metz, Kimberly (Ph...	Standard Lett...			

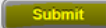
8. Make sure to click Submit to complete your registration!

- Your schedule will populate in the bottom right corner of the page, under Summary

Summary Tuition and Fees

Title	Details	Hour	CRN	Schedule Typ	Status	Action
T1:FD: Principles of...	PSYC 120, A	3	11560	Lecture (In...	Pending	**Web Registered**
T1:FD:DV:History of...	MUS 203, B	3	11797	Lecture (In...	Pending	**Web Registered**
Nutrition	NS 207, O...	3	10689	ON-LINE ...	Pending	**Web Registered**
FD:T1:Global Micro...	ECON 203...	3	11555	Lecture (In...	Pending	**Web Registered**

Total Hours | Registered: 9 | Billing: 9 | CEU: 0 | Min: 0 | Max: 999,999.999



9. To confirm you are registered, make sure the course status says Registered

Summary Tuition and Fees

Title	Details	Hour	CRN	Schedule Typ	Status	Action
T1:FD: Principles of...	PSYC 120, A	3	11560	Lecture (In...	Registered	None
T1:FD:DV:History of...	MUS 203, B	3	11797	Lecture (In...	Registered	None
Nutrition	NS 207, O...	3	10689	ON-LINE ...	Registered	None
FD:T1:Global Micro...	ECON 203...	3	11555	Lecture (In...	Registered	None

Total Hours | Registered: 21 | Billing: 21 | CEU: 0 | Min: 0 | Max: 999,999.999

If you have any registration errors, please submit an [E-Form](#) or reach out to the Office of the Registrar at [Registrar@walsh.edu](mailto:Registrar@walsh.edu) or call 330.490.7367.